










Helping Tools





oi  point
au  August
oo  boot
eu  feud
ou  pout






oi  point
au  August
oo  boot
eu  feud
ou  pout






oi  point
au  August
oo  boot
eu  feud
ou  pout






or
says 

ar
says 
"R"
er, ir, ur
says 
vvvvvvvv

or
says 

ar
says 
"R"
er, ir, ur
says 
vvvvvvvv

or
says 

ar
says 
"R"
er, ir, ur
says 
vvvvvvvv

a  e 
i  o 
u 

a  e 
i  o 
u 

a  e 
i  o 
u 

Helping Tools

Use these small boxes to assist your students in need of interventions while completing their AoR lessons.

Directions:

Print the first page on to tag board weight paper and cut apart. A good idea is to laminate to help cards last longer. After completing the following directions, tape the box on to their monitor where it is easily seen.

Red Box

These are five commonly confused vowel digraphs. By giving your student an example it can help them learn the sound associated with each digraph. Make sure that you discuss each digraph and they know the associated picture. You may also need to explain that several of these digraphs do have other sounds associated with them but these are examples of the most common.

Blue Box

R controlled vowels are commonly overlooked. Students will make the vowel sound first and then try to add on the “r” sound. Demonstrate for them that the “r” after the vowel controls the sound of the vowel. Make the three sounds of the r controlled vowel and explain that the icon says the sound. The “or” says “ore” and your mouth forms a circle. The “ar” says the name of the letter “R”. The “er, ir, ur” makes a growling sound represented by the mean dog’s front teeth.

Green Box

The green box has the sounds made by each short vowel. So many students still confuse these sounds and having an example readily available can help avoid frustration. Again before providing this tool for their use, go over each of the letters and sounds. Pay particular attention to the “e” and “i”, the two vowels that are most often misused.